




The North Penn School District String Festival

Featuring over 500 string musicians including:
The North Penn High School Orchestra
String ensembles from Pennbrook, Penndale, and Pennfield
String ensembles from all 13 elementary schools
and

The General Nash/Walton Farm/York Avenue
Select Orchestra



Tuesday, February 9, 2015

7:00pm

North Penn HS Auditorium

FREE ADMISSION



IRONKnights Triathlon Registration/Informational Night

Thursday, February 18, 2016

North Penn High School Audion

6:00 – 8:00 registration in hallway

6:45 – 7:45 question/answer session in audion*

*All new families are encouraged to attend



Parents Night Out!

Grab your friends and join us for a night of laughs with a
Funny Fundraiser!

Comedy Cabaret Club

At Pocos Restaurant

Friday, February 26th at 9:00 pm

625 North Main Street, Doylestown 18901

Buy tickets online at: comedycabaret.com

\$22/pp

Doors open 45 minutes before the show, seating is first come first serve.

*a generous portion of sales will be donated back to Nash!

Funds raised helps to pay for field trips, assemblies and classroom support

****ALL ATTENDEES MUST BE AT LEAST 21 WITH A VALID ID****

Please contact Michele with any questions: Michele.Soltis@gmail.com

Nash Moms' Night Out



When: Sunday Mar. 13th 6:00pm – 9:00pm

Where: Painting with a Twist – Skippack

Cost: \$45 per person

RSVP: Please respond by Weds. Feb. 24th with the attached form and your payment

Questions: please contact Tanya MacGregor at 215-353-2671 or gmac2001@verizon.net

Come join us for a fun night!


RSVP for Nash Moms' Night Out on Sunday March 13th

Name: _____

Email: _____

Phone Number: _____

Please make checks out to General Nash H&S and return in an envelope marked "Nash Home & School – Moms' Night Out" with this form



General Nash 2015-16 Yearbook Order Form

Reserve your copy of the Nash Yearbook today!

Guarantee your copy of the General Nash Elementary School 2015/16 Yearbook! This will be a 64 page all color yearbook featuring your child and special events throughout the school year. All pre-orders will include a Nash keepsake pen for autographs.

****Please note the discount period has passed. Yearbooks are now \$20/copy.****


Please fill out and submit the order form below:

Yearbook Order Form 2015/16

<u>Student's Name</u>	<u>Teacher</u>		<u>Total</u>
_____	_____	\$20	_____
_____	_____	\$20	_____
_____	_____	\$20	_____
			\$ _____

For record keeping purposes, please pay by check or money order. Checks can be made payable to General Nash Home & School

Questions? Please contact Jenny Platt at jplatt@verizon.net or Shannon Snyder at snyderkst@gmail.com



General Nash Home & School brings BrainPOP to Nash families and classrooms!

Thanks to the outstanding support of Nash families and friends during our fall March-a-thon, we are happy to announce that Nash Home & School has been able to renew our subscription to BrainPOP, a wonderful resource for our students! Students, teachers, and families can now access BrainPOP content 24/7 – a \$300 value for each of our families!

BrainPOP creates animated, curriculum-based content that supports educators and engages students. Hundreds of topics within Science, Social Studies, English, Math, Technology, Arts & Music and Health are all brought to life through short, animated movies and related interactive quizzes and features.

BrainPOP Jr. provides educational movies for K-3 learners and addresses a wide range of grade-appropriate topics. All content is read aloud so young students can browse the site on their own.

BrainPOP Español provides BrainPOP content in Spanish.

Because BrainPOP and BrainPOP Jr. are delivered entirely online, there is nothing to install or download. You can use BrainPOP resources with PCs, Macs, projectors, and interactive whiteboards. Getting started is easy, so be sure to check out the New Subscribers section.

TO ACCESS THE GENERAL NASH BRAINPOP ACCOUNT:

1. Go to www.brainpop.com.
2. Enter Username: *see Communication Envelope or ask your child's teacher*
3. Enter Password: *see Communication Envelope or ask your child's teacher*
4. Explore!

Your child's subscription to BrainPOP will remain active through February 1, 2017.

Students will have 24 hour HOME ACCESS where they will have full access to all movies, quizzes, and interactive

resources.



Questions? Contact Nash parent Laura Boquist at boquistl@verizon.net, or BrainPOP at 866.542.7246. You can also search the Help section at

BrainPOP at <http://www.brainpop.com/educators/community/faq/>, or email them at info@brainpop.com.

Your support of General Nash Home & School supports all of our Nash teachers and students!

Reading Connection

Tips for Reading Success

Beginning Edition

February 2016

General Nash Elementary School

Book Picks

Read-aloud favorites

■ *Bridges Are to Cross* (Philemon Sturges)

Llamas cross a rope suspension bridge in Peru, big ships pass beneath a drawbridge in England, and trains travel over a double-cantilever steel bridge in Scotland. In this nonfiction book, young readers will see pictures of bridges around the world and learn how they're designed and used.



■ *If You Give a Pig a Pancake* (Laura Numeroff)

When an adorable piglet climbs through the kitchen window, a little girl offers him a pancake. Then the pig wants one thing after another, including a bubble bath, a field trip—and more pancakes. Your child can predict what the pig will request next as the story comes full circle. Part of the *If You Give* series. (Also available in Spanish.)



■ *Ling & Ting Share a Birthday* (Grace Lin)

Six-year-old twins Ling and Ting face a few mishaps on their birthday as they dress up and open gifts. Their creativity and cooperation save the day in this collection of short stories for early readers. A cute look at similarities and differences between twins.

■ *What Really Happened to Humpty?* (Jeanie Franz Ransom)

Did Humpty Dumpty really fall off the wall, or was he pushed? This sequel tells the story from the point of view of Humpty's detective brother, Joe. Now several nursery rhyme characters are suspects in his investigation! A funny read-aloud sprinkled with egg jokes.



The magic of graphics

Charts, tables, graphs, and more—your child will read a lot of graphics in school. Help him prepare with these ideas for reading graphics in everyday life.

Name the facts

Your youngster may be surprised by how much information a graphic can provide at a glance. Have your family look at the weekend weather chart. Together, make a list of all the facts you learn from it. If your child sees a snowflake in the "Friday" column, for instance, he may want you to help him write, "It might snow on Friday!" How many facts will you list?

Go on a nutrition mission

While grocery shopping, tell your youngster he's on a nutrition mission. First, show him how to read the table on a nutrition label. For example, tell him that "4g" next to "protein" on a box of rice means 1 serving has 4 grams of protein. Can he find yogurt with fewer than 10 grams of sugar per serving? How about bread with more than 2 grams of



fiber? He'll practice reading tables—and get an introduction to nutrition labels.


Match it up

Let your child see how text and graphics work as a team. Find three kid-friendly newspaper or magazine articles that include graphics. Cut out the articles and graphics separately, and mix them all up. Read the articles to him, and see if he can match each graphic with its article. For instance, he might say that a graph showing Asian elephants and Bengal tigers goes with the article about endangered species.♥

Colorful handwriting boosters

What does finger paint have in common with a colander? Both can improve your youngster's handwriting! Try these suggestions for building hand strength and coordination:

- For a squishy yet mess-free paint activity, help your child spoon finger paint into a small freezer bag. Seal the bag tightly, and have her move her finger gently over the bag to form letters, numbers, and shapes in the paint.
- Give your youngster a colander and shoelaces or a ribbon. She can weave the material in and out of the holes. Add even more fun by encouraging her to use different colors and to weave up, down, or diagonally.♥



Family storytelling

Anyone can be a storyteller! Here are creative ways to enjoy family storytelling as your youngster practices language and writing skills.


Story stones. Collect rocks outside, draw simple chalk pictures (stick figure, sun) on them, and put the stones in a basket. Then, the first person selects one and begins a story based on the drawing. (“The alien came from a planet with a purple sun.”) She passes the basket to the next person, who picks a rock and adds a line to the story. Keep your story going until you run out of stones. Erase your drawings, make new ones, and play again.



Memory beads. Tell a story based on a family memory. You’ll need a bowl of beads and a ball of yarn. Decide what your story is about (say, adopting your dog). Take turns choosing a bead, saying one line of the story, and stringing the bead onto the

yarn. (“When we saw Maisie wagging her tail for us, we knew she was the one.”) Once your story is complete, tie the yarn so the beads can’t fall off, and hang it in a special spot to remember the tale.♥

Fun with Words



Word brainstorm

Stretch your child’s thinking and vocabulary with these two word activities.

1. Fill the letter. Ask your youngster to choose a letter (say, B) and write it large enough to fill a sheet of paper. Take turns writing words inside it that begin with the letter (boy, bike). Can you fill up the entire letter? *Variation:* Make it more challenging by using only words with more than one syllable (balloon, basketball).



2. Play a word association game.

Pick a word, such as window, and write it at the top of a piece of paper. Underneath, your child writes the first word he thinks of (glass). Based on that, you write the next word that pops into your mind (milk). Continue for two minutes. Look over your list, and talk about why you chose each word. Now, start over with a new word.♥

Parent to Parent

A reading playdate

Recently, my son Tyler mentioned that he loves reading with his friends in school. I suggested that the next time a friend visits, they could read together. Secretly, I thought it would be a great alternative to the video games they usually ask to play.

Tyler invited his friend Jack over, and they decided to read a book that Tyler had checked out of the school library. They took turns reading the pages aloud. I noticed that Jack read more smoothly than Tyler, who tripped over a few words. I was impressed to hear how patient Jack was—he even helped Tyler sound out the words. When they finished the book, I heard them reading riddles to each other from a joke book and cracking up.

The boys had fun, Tyler got in some good reading practice—and not once did they ask to play video games!♥



Q&A Write to a pen pal

Q When I was little, I had a pen pal in another state. This sounds like a good way for my daughter to practice writing and to learn about life in a different place. Any ideas?

A Start by talking to neighbors or family friends. Someone may have a niece in another country or a grandparent in assisted living who would enjoy exchanging letters with your child.

Once you find someone, help her write her first letter.

She could introduce herself by writing about her family, school, or hobbies, for example. Explain that she should also ask questions to show interest and to give her pen pal something to respond to. (“What is it like to live where it’s warm all the time?” or “What was your favorite school subject when you were my age?”)

She’ll be excited to receive a letter in reply! Help her read it. Then, she can keep the fun going by sending another letter to her pen pal.♥



OUR PURPOSE

To provide busy parents with practical ways to promote their children’s reading, writing, and language skills.

Resources for Educators,
a division of CCH Incorporated
128 N. Royal Avenue • Front Royal, VA 22630
540-636-4280 • rfeustomer@wolterskluwer.com
www.rfeonline.com
ISSN 1540-5648

January 12, 2016

To Whom It May Concern,

Career Day has become an annual event for the **Sixth Grade Students** at General Nash Elementary. This year it is scheduled for **Friday, May 6th, 2016** from 9:30 a.m. to 3:00 p.m. The day is planned as six – 45 minute sessions in an effort to allow the students to hear from as many presenters as possible. The day is broken up as the following:

1st session 9:30 a.m. – 10:15 a.m.

2nd session 10:15 a.m. – 11:00 a.m.

3rd session 11:00 a.m. – 11:45 a.m.

4th session 11:45 a.m. – 12:30 p.m.

Lunch will be provided for the speakers from 12:30 p.m. – 1:30 p.m.

5th session 1:30 p.m. – 2:15 p.m.

6th session 2:15 p.m.– 3:00 p.m.

We are in need of presenters who would be willing to share their career with our students. If you would be willing to do so, or if you know someone who would do so, please fill out the form below. We would like to have enough presenters to give the students small group sessions with hands-on experiences.

In preparing presentations we encourage you to be as creative as you wish. Visual presentations, demonstrations, and information they can walk away with are quite helpful and captivating. If you wish to bring in materials for the students (demonstrations, slides, or any other relevant information), feel free to do so. If you need support materials from us, please let us know.

If you do volunteer your time we will send you a letter of confirmation as well as a list of general questions that could serve as an outline for your discussions with the sixth grade.

Thank you,


Suzanne Caiola, Guidance Counselor (215)853-1546

Occupation _____

Hours Available _____

Phone Number – work _____ home _____

Further information about business/career:



How much money do you throw away?
Start saving Box Tops!

Last year we earned \$2000 for Nash in Box Tops!

Clip the Box Tops from hundreds of participating products and send them to school. Each Box Top is worth 10¢ when Nash redeems them from Box Tops for Education. This year the money will help fund any number of the Home & School sponsored programs, assemblies, field trips, classroom activities and supplies.


























1. The class that collects the highest amount of Box Tops will get to choose their reward (from a predetermined list like movie time, PJ day, Wii dance party, extra recess, etc).
2. If you want to earn extra for the classroom contest, use the attached collection sheet to submit Box Tops – if it's entirely filled in with unexpired regular Box Tops (not bonus ones), it will count for 50 Box Tops in the classroom contest! Labeled bags/envelopes of box tops are still ok too, but they just won't earn extra in the classroom contest!
3. The teacher from the class that has the highest amount for the entire year will win a \$100 gift card for teacher supplies.

Spring Collection Drive: The spring collection drive has begun! Please submit your Box Tops by Wednesday, February 17, 2016.

Collection Place: Send unexpired Box Tops in a sealed bag, envelope or collection sheet, labeled with your child's name and teacher, with your child or drop in the "Box Tops" bin under the H&S bulletin board outside the gymnasium.

Questions: Contact Jen Sukaly at rsukaly@hotmail.com for Box Tops.

Box Tops for Education Collection Sheet!

	+		+		+		+		= \$0.50
	+		+		+		+		= \$0.50
	+		+		+		+		= \$0.50
	+		+		+		+		= \$0.50
	+		+		+		+		= \$0.50

Fill up this sheet with 25 box tops

(please no Labels for Education, expired box tops or Bonus box tops!!)

and you'll be donating this much
to Nash without even opening your wallet! *

\$2.50

Thank you!

Teacher: _____ Student's Name: _____

* and earn an extra 25 box tops for your classroom contest!

Foundation February - It makes "Cents" to show your school spirit!

February 2016

SUNDAY	MONDAY	TUESDAY	WEDNESDAY	THURSDAY	FRIDAY	SATURDAY
	1 Nash Day	2	3	4	5 Sports Day	6
7	8	9 Western Day	10	11 Throwback Thursday	12	13
14	15	16 Fandom Funday	17	18 Excessive Accessory Day	19	20
21	22 Disney Day	23	24 Dress to Impress Day	25	26	27
28	29 Green Day - Leap Year					

Foundation February Spirit Days!

- | | |
|-------------------------------|--|
| 2/1- Nash Spirit Day | Show your Nash pride by wearing your General Nash Spirit Wear or school colors of Blue and White |
| 2/5- Sports Day | Go Team! Route on your favorite team or sport with a jersey, tee shirt, uniform, scarf, etc. |
| 2/9- Western Day | Yee Haw! Put on your cowboy hat and chaps and come on down to Nash and show your western spirit. |
| 2/11- Throw Back Thursday | Go back to a time in the past. You choose! Be a hippie, rock a poodle skirt, wear a jersey of a player long gone, you decide. |
| 2/16- Fandom Fun Day | Show your spirit with whatever you are a fan of! Do you love My Little Pony, the Color Yellow, Skateboarding, the Eagles? Show it. |
| 2/18- Excessive Accessory Day | Wear as many bracelets, bow ties, ties, headbands, hats, hair accessories as you can. |
| 2/22- Disney Day | Make Nash the happiest place today. Show your Disney spirit with The Mouse, a princess, a villain, Star Wars and more. |
| 2/24- Dress to Impress | Wear your best dress, suit and tie or dressy outfit and make a great impression! |
| 2/29- Green Day; Leap Year | Support the foundation by wearing green today and celebrate "LEAP" day. |

Coming soon!

**More information on how
It makes "CENTS" to show your school spirit!**